

This document provides copyright-safe road signs for a Primary Sacrament Meeting Program Review idea from Camille's Primary Ideas.

Preparation Instructions:

- 1) **Print the document in color.**
- 2) **Cut out the signs.**
- 3) **Cut out the activity for each sign.**
- 4) **Glue or tape the activity on the back of the sign.**
- 5) **Post the signs on the chalkboard or whiteboard with magnets.**

Activity Instructions for Junior Primary:

- 1) **Have a child choose a sign.**
- 2) **Briefly explain the activity to the children.**
- 3) **Chorister chooses the song.**
- 4) **The Primary sings the song while doing the activity.**

Activity Instructions for Senior Primary:

- 1) **Have a child choose a license plate.**
- 2) **Have the Primary guess the song on the license plate.**
- 3) **Have another child choose a sign.**
- 4) **Briefly explain the activity to the children.**
- 5) **The Primary sings the song while doing the activity.**



Instructions:


<http://www.imagechef.com/t/vn4s/Freeway-Sign-Green>



Activity: When chorister sprays water in the air, slide around on chairs as you sing



Activity: Sing the song forwards and then backwards (i.e., last line first, then 3rd line, then 2nd line, etc.)



Possible Activities:

- 1) **Sing song as a round.**
- 2) **One class sings the first line, the next class the second, etc.**
- 3) **Sing the song three times in a row.**

Image: <https://pixabay.com/en/roundabout-arrow-direction-910043/>



Activity: Only children sing



Possible Activities:

- 1) **Pianist slows down randomly and Primary follows**
- 2) **Sing while patting hands over mouths as though going over bumps**

Image: <https://pixabay.com/en/road-information-speed-bump-44143/>



Activity: When chorister holds sign over a teacher's head, that class sings with partner or small group

Image: <https://pixabay.com/en/sign-attention-hov-expressway-161169/>



Activity: Sing very slowly

Image: <https://pixabay.com/en/sign-speed-limit-25-miles-road-sign-161176/>



Activity: Sing at normal speed

Image: <https://pixabay.com/en/sign-speed-limit-fourty-miles-161177/>



Activity: Sing fast

Image: <https://pixabay.com/en/speed-limits-sign-united-states-32300/>



Activity: Follow hand signals (choose different groups to sing, or direct dynamics)



Activity: Stop singing whenever you see deer antlers pop out from behind piano (cut out of cardstock, a headband, or a stuffed animal)



Activity: Whenever you hear the cowbell, stop singing and say, "Moooo" like a cow



**Activity: Whenever you see the sheep,
"Baaaa!" the words like a sheep.**



**Activity: Sing as slowly as you can
(or pianist gets progressively
slower)**



Activity:

- 1) **A class lines up & the 2 children nearest the end make a bridge with their arms held up high.**
- 2) **The line of children begins going under the bridge as the Primary sings.**
- 3) **When the pianist stops randomly, the drawbridge comes down & the trapped child must provide the next word or two.**

Image: <https://pixabay.com/en/drawbridge-signs-draw-transport-24335/>



Activity:


- 1) **Sing the song, but when a helper turns the lights out, everyone makes a train horn sound by saying, "Choo whoooo!"**
- 2) **Sing choo, choo, choo instead of words.**



Activity: Move your arms like airplanes as you sing the song—singing softly as you stretch higher and loudly as you get lower to the ground (just like a plane)



Activity: Sing according to the colored paper plates, which the chorister holds up as traffic signals (red = sing in your mind, yellow = hum like a car idling or sing slowly, green = sing normal speed)



Activities:

- 1) **Chorister sits and pretends to turn right, left, leans forward for fast and loud, back for soft and slow, and children copy and sing accordingly.**
- 2) **Make a U-turn & sing to class behind you.**
- 3) **Repeat the previous line again before moving on, OR sing the previous song again.**

Image: <https://pixabay.com/en/road-sign-roadsign-traffic-turning-145153/>



Possible activities:

- 1) **Pay a "fine" for "illegal driving"—pianist determines the penalty.**
- 2) **Skip the song and act it out instead as the pianist plays.**
- 3) **Recite the monthly scripture instead of singing.**

Image: <https://pixabay.com/en/no-entry-traffic-sign-sign-160681/>



Activity: Merge your voices with others by singing harmony, or one class begins singing and a new class joins with each line of the song


Image: <https://pixabay.com/en/merging-traffic-signs-road-39400/>



**Activity: As you sing the song,
act out something you enjoy
doing when you play**



**Activity: No children sing (i.e.,
teachers and Primary
Presidency members only)**



Activity: Gallop like a horse as you sing

Image: <https://pixabay.com/en/horse-information-transport-road-48028/>



Activity: Whenever you see the moose, chew the grass (i.e., a straw) and hum




**Activity: Hop in place like
a kangaroo as you sing**

Image: <https://pixabay.com/en/sign-symbols-kangaroo-australia-32619/>



Activity: Pretend you are riding a horse as you sing

Image: <https://pixabay.com/en/bridlepath-bridle-way-road-sign-909962/>



**Activity: Sing all of the verses
without stopping**

Image: <https://pixabay.com/en/arrow-down-direction-symbols-signs-24112/>



Activity: All the adults sing (or choose an activity for the children to do)



**Activity: Children's choice of activity
as you sing the song**



**Activity: Make your voice and
body shiver as you sing**



Activity: The chorister “yields” to the children, who choose the activity or the song



Activity: When the chorister shows your class the stop sign, hum and sing the words in your head until it is your group's turn to go



Activity: Children sing while rolling fake stones made of crumpled up brown paper down a fake mountain

Image: <https://pixabay.com/en/falling-rocks-falling-stones-30931/>



**Activity: Tell about a good choice
you made while the rest of the
Primary hums the song**